



### District Report Card: 2017


<b>State:</b> Arunachal Pradesh	<b>District:</b> Lower Dibang Valley
<b>Class:</b> 8	<b>Subject:</b> Language
<b>Schools:</b> 30	<b>Students:</b> 604


### Participation/Coverage


#### Students

<div>GENDER</div> <div></div>	Boys				Girls			
	Number		%		Number		%	
	291		48.18		313		51.82	

<div>AREA</div> <div></div>	Rural				Urban			
	Number		%		Number		%	
	482		79.80		122		20.20	

<div>CATEGORY</div> <div></div>	SC		ST		OBC		GEN	
	Number	%	Number	%	Number	%	Number	%
	0	0.00	285	47.19	0	0.00	319	52.81

<div>CWSN</div> <div></div>	LD	VI	HI	S&LD	ID	Oth
	0	0	0	0	0	0

<div>Management</div> <div></div>	Government			Government-aided		
	Number		%	Number		%
	575		95.20	29		4.80

### Average Performance of Students in Language (%)

Overall	Gender		Area		Management		Social Group			
	Male	Female	Rural	Urban	Govt.	Aided	SC	ST	OBC	GEN
38.80	40.66	37.06	36.82	46.61	36.89	76.55	0.00	43.74	0.00	34.38

## Performance on Learning Outcomes (LOs)

Learning Outcomes	Description	Average Performance(%)
L813	Read textual/non-textual materials with comprehension and identifies the details, characters, main idea and sequence of ideas and events while reading	38.80

Range of Performance of Students who Answered Correctly							
Below 30%		30% - 50%		50% - 75%		Above 75%	
Number	%	Number	%	Number	%	Number	%
248	41.06	184	30.46	132	21.85	40	6.62

## Lowest Performing Learning Outcomes (LOs)

1 - Read textual/non-textual materials with comprehension and identifies the details, characters, main idea and sequence of ideas and events while reading (38.80)